



Snippets

August 2014



JOIN US
AT
FACEBOOK

General Meeting

The next General Meeting of Darwin Patchworkers & Quilters Inc will be held on Monday 4th August at 7.30pm at the DP&Q Clubrooms, 96A Winnellie Road, Winnellie NT.

Supper Roster :

Patricia Parry

Lesley Every

Alison Brown

Annie Payne

Supper roster duties: Before meeting - fill and turn on urn, check and put out coffee, tea, sugar and milk supplies.

At meeting break - put food out on table, with napkins, and condiments, plates and cutlery if required.

After meeting - clear and clean table; wash and put away dishes; empty and put away urn; put away coffee, tea, etc.; wipe down benches; lock cupboards and fridge. Empty bin in kitchen and replace with a clean garbage bag.

Our new website is up and running! Check it out at

<http://darwinquilters.com.au>

There is a link on the site to our newsletters

Welcome to new member :

Lucy Robinson



ISSN: 1032 1349 Aug 2014

Newsletter of the Darwin Patchworkers & Quilters Inc

Clubroom located at 96A Winnellie Road, Winnellie

PO Box 36945, Winnellie NT 0821

Email: darwinpatchworker@gmail.com Web: www.darpatchquilt.com.au

Established 1 May 1984 and celebrating 30 years in 2014

Club Patron: Ms. Nerys Evans

Happy birthday to :

10th Kaye Boath

14th Belinda Shaw

16th Tip Wade

20th Janelle Rumble

21st Lesley Every

24th Lyn Bates

31st Christine Currington





A celebration of Annette Stacey

Our friend Annette Stacey died on 2 July 2014 as a result of complications from surgery on her knee. Annette was one of the 'babies' of our group. Our last get together with Annette was on 21 June at East Point. It was a lovely afternoon and as she left we waved to her and shouted, *good luck with the operation on your knee!*

Colleen, Janelle and Anne had a telephone tree to pass on news. We were so very sad when phoned and told that Annette has passed away. We didn't want to answer as we knew what it would be about.

Annette was such a genuine person and so thoughtful, she'd turn up to our get togethers and had little 'pressies' for us that she'd got in her opp shop visits - always knowing what we liked. As Annette said to Doreen 'with me, what you see is what you get'. Yes, what we 'get' was a genuine person who would 'walk on coals' for her family and friends, and her joy of the grandchildren radiated every time she spoke about them. Feel so cheated on behalf of her family and Annette's grandchildren for the relationship they will miss out on.

As Pirjo said when she heard the news, I am feeling incredibly sad and teary today. I just can't believe that Annette is gone and she looked so well last time we saw her and looking forward to having her knee fixed. I keep on thinking of all the things that Annette did and how much I'm going to miss her bubbly personality and get up and go and stamina for making her little projects – always something new on the go.

On Sunday 6 July at East Point we wore something pink which was Annette's favourite colour and sat under 'Gill's tree' decorated with pink balloons and streamers and Doreen's flags to reminisce and celebrate that wonderful person, Annette. We went there to hug, share stories and memories and looked at Jeannine's photos of our get togethers.

Annette will be missed by so many. We've lost a very special friend, but she's certainly left a big imprint on our hearts.



SATURDAY STITCHERS

July 19, 2014

At the last Saturday Stitchers, five eager stitchers joined me to learn how to make a shopping tote.



Purple Patricia (aka Ann) combined all her purple fabrics in a haze but can't decide on the braid.



Kim chose the theme of owls as her Mum is starting to collect all things "owl".



Kay, "I don't quilt", almost completed her bag as a background for an unusual piece of embroidery of Scottish thistles.

Lesley, after making a peg bag in the morning, tackles a red and purple tote as part of her donation for Legacy.



Our ever-enthusiastic Jessica, has learnt so much as she just wants to sew. She can now use a walking foot and a $\frac{1}{4}$ " foot.

While no-one completed the bag in the time available, even though we went to 5:00, we are coming back to next Saturday Stitchers to complete the project. Anyone one who has any unfinished objects, please join us.

Thanks to Helen for coming to take some photos (anything to get out of doing her schoolwork), Icecream Annie for arriving just when we needed a "pick-me-up" and Bev Lee for her photocopying.

Janelle Northcott

Saturday Stitchers 16th August 2014

10.00am to 4.00pm, but come any time

No plans for the day

Just a good chance to finish some of those UFO's or maybe start on your Xmas gifts.

Requirements; lunch, afternoon tea, sewing machine and accessories and whatever it is you'd like to work on.

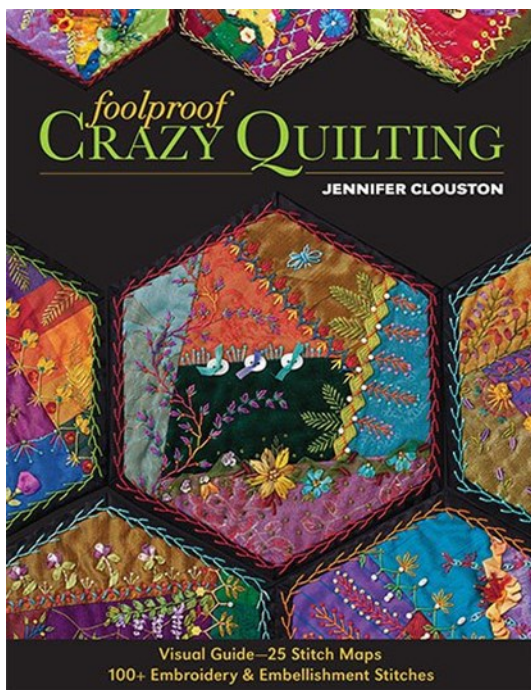
Coming up on 20th September - Xmas Holly Garland with Lesley Every - more information coming up.

At this stage I have nothing booked in for October, November or December so if anyone has any ideas or would like to offer to take a class please contact me.

Thanks

Kim Tait

0418 825 294



BOOK REVIEW:

"Foolproof Crazy Quilting" by Jennifer Clouston

ISBN:978.1.60705.717.8 (Soft Cover) ©2013

Having always been interested in Crazy Patchwork, I was the first to grab hold of this new addition to the Club's library.

First glance made me want to rush out and buy my own copy. Second glance turned into a full read of each page, while my third glance encouraged my desire to actually 'have a go'one daywith health and time permitting. I recommend this book for its clear instructions and detailed pictures for even the greenest stitcher like me, to the most creative stitcher who likes a challenge. Borrow the book, be inspired, take up the challenge, be courageous.

Review by Irene DUNCANSON



5000 Poppies Project

As part of the 2015 Anzac Commemoration, the 5000 Poppies project will be "planting" a field of more than 25000 (probably more like around 50,000) poppies in Federation Square Melbourne as a stunning visual tribute to Australian servicemen and women for more than a century of service in all wars, conflicts and peacekeeping operations. We are inviting all crafters to participate in this meaningful and heartfelt project. You are asked to hand make one or more poppies. They can be crocheted, knitted, felted or sewn from any materials. Any shade of red can be used and poppies should be no

more than 15 cm in diameter. There is no entry fee and contributors are asked to provide their own materials. There is no barrier to involvement and no limit to the amount of poppies that can be submitted. Patterns are available in the "patterns" section of the blog <http://5000poppies.wordpress.com>. These patterns are meant as a guide only. Please feel free to experiment, with different materials and embellishments to make your poppies unique. That is the heart of crafting. Enjoy the process, but beware ... it's addictive.



If Darwin Patchworkers would like to be involved, Lesley Every is happy to collect any poppies we make and forward them to the coordinators of the project. Due date for poppies to be included in the display is 15 March 2015



Quilt activity "Something Pink" - Saturday 30th August 2014

Friendship group "The Bay Babes" will host a 12 hour quilt activity at the club rooms - from 10 am til 10 pm. We are thinking of this as a celebration of friendship as many of us have known each other for many years. A great opportunity to catch up on our families' news and our own quilting achievements. Above all, time to do something for ourselves. Previously we have called these get-togethers "Quilt in a Nightie" but this time we thought we would go with a theme, Something Pink. You can wear something pink, bring pink food to share or sew something pink. Your choice. Please consider coming and making it a fun day.

When - 30 August 2014

Where- DPAQ Club Rooms - 96A Winnellie Road

Time - 10 am until 10 pm 0407610886

Theme - Something Pink

BYO - own lunch and something to share for evening meal at 6.30 pm

Cost - \$5

Please register your intention to attend at Monday meeting 4 August. Also what food you will bring to share (we wouldn't want too have too many sweets!) or phone Joy Baker on 0407610886.

THREADING AND SETTING TOP TENSION ON MACHINES

By Pauline ROGERS

1. With presser foot UP and top tension set on ZERO, thread top of machine but NOT the NEEDLE.
2. Now, LOWER the presser foot and SET TOP TENSION to 3.0 (this is your starting point). Your top thread is now locked into the tension discs.
3. **With Presser foot still lowered, thread the needle.**
4. **TEST YOUR STITCHES**

If the bobbin thread is showing at the top, loosen the top tension to 2.5 (you can use other increments if your machine has that capacity, ie: 2.8 and keep working down to 2.5 or lower if needed).

If the top thread is showing underneath, tighten the top tension to 3.5 (you can use other increments if your machine has that capacity, ie: 3.2 and keep working up to 3.5 or higher if needed).

Keep adjusting top tension until top and bottom threads lock into the middle of the fabric/quilt.

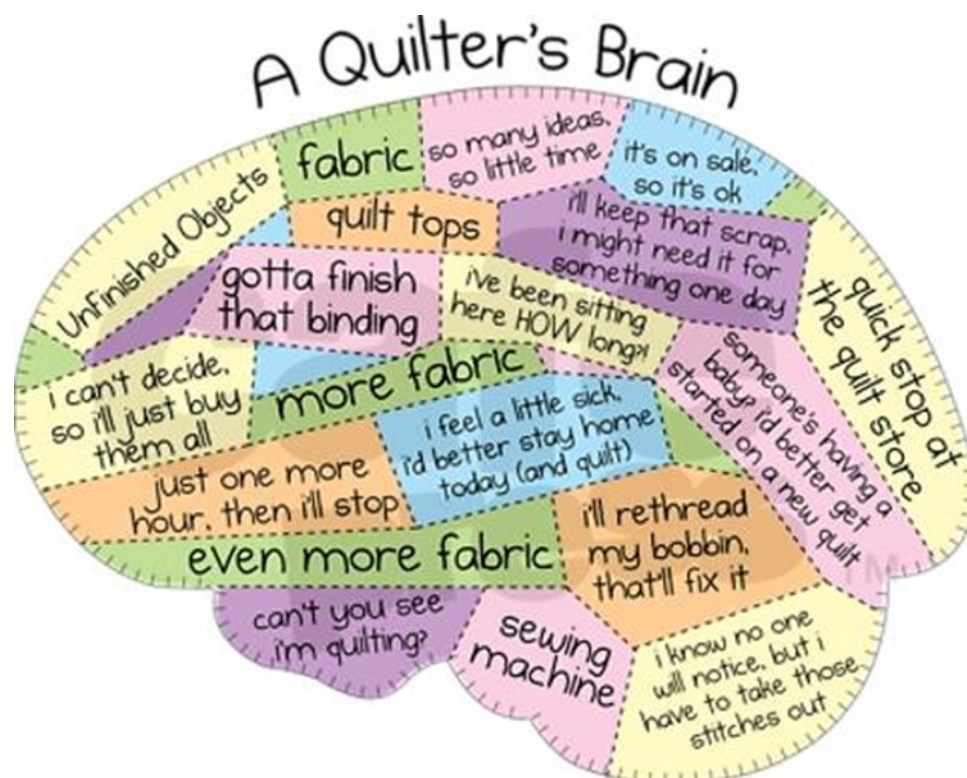
5. You do not need to keep setting the top tension to zero. Only do that when changing to different threads.

NOTE: Pauline has a Pfaff Expression 4.0 and she sets her top tension to 9.0 when using Superior Monopoly.

Another tip people may find useful is:

REMOVING DYE RUNS FROM QUILTS

1. Cover the entire area with NATURAL YOGHURT. Leave for 3 hours then machine wash (twice) in COLD WATER with a MILD detergent.
2. Yoghurt can be left on longer (1 - 2 days) or re-applied if the dye run is stubborn.





Located at: Starwin Shopfront ~ A Social Enterprise Exchange ~

Shop 2/93 Mitchell St. Darwin (at DoubleTree by Hilton - Esplanade)


I have walked past this shop for months, admiring the purses and



merchandise in the window, predominantly made from Tiwi and other indigenous fabrics. Yesterday I was on the hunt for some Tiwi fabric and I went into the shop and met them. Starwin is a social enterprise exchange with a philosophy to championing change in communities - this shopfront at the Double Tree by Hilton (Esplanade) is one of the services. These ladies are passionate about promoting community work and have a range of gifts and fabrics. They had 2 metre lengths of Tiwi fabrics, and had just sold the last 'Maningrida' bundle.

I think, like any similar venture, it's not easy to break into the market and compete with cheap imported goods. A few years ago the club had a close relationship with and 'supported' Dunnilli Arts and I thought it would be nice if we as a club could give Starwin similar support. I'm sure that a lot of DPAQ members like to take visitors to shops that produce locally made goods.

Doreen Dyer



Hi Jan,

Just touching base as one your talented members dropped by our shop yesterday and suggested we touch base with your group.

We are based in Darwin CBD and have a 'social enterprise' shopfront - and we sell fabrics and other items made by women in communities. Your members may be interested in our fabrics and quarter packs from Babbarra Crafts (Maningrida) and fabric from Bima Wear (Tiwi Islands) - I have attached a couple of photos too. We may also be able to offer a member's discount?

We are also open to stocking more local crafted products if some of your members are interested in selling their work.

Look forward to hearing from you.

Cheers

Karina Gray, Director

<http://starwin.com.au/shopfront/>



Territory Quilts 2015

Categories:

Entries in each category must comply with the criteria set out in the category definition. A five centimetre tolerance is acceptable on quilt sizes.

Quilts that do not meet the criteria will not be judged or exhibited.

If the quilt is entered in the wrong category the judge or exhibition committee have the discretion to move the quilt to another category or choose not to judge or exhibit the quilt. Quilters will be advised by phone if this is to happen.

1. Traditional:

Predominately hand and/or machine, pieced and quilted. It must follow a traditional layout and design. Includes whole cloth quilts.

Size: Minimum 140cm maximum 260cm

- 1.1 Amateur
- 1.2 Professional
- 1.3 Two person quilt (Amateur and Professional)
- 1.4 Two person (both Professional)

2. Small Quilts:

Size: Minimum 50cm maximum 140cm

- 2.1 Amateur
- 2.2 Professional
- 2.3 Two person quilt (Amateur and Professional)
- 2.4 Two person quilt (both professional quilters)

3. Beginner Quiltmaker:

A person who has commenced quilting and completed a quilt in the last two years and has not previously exhibited. The quilt can be constructed using any technique.

Size: Minimum 140cm maximum 260cm on any side

4. Student Quiltmaker:

The quilt maker must be 16 years or younger on the closing date of (6/8/2015). The quilt can be constructed using any technique and must be quilted by the maker.

Size: Maximum size 200cm x 200cm

TQ15 Categories (cont.) :

5. *Open: Mixed Technique:*

Quilts that incorporate two or more predominant techniques but not including quilting. For example: embroidery, trapunto, crazy patchwork, embellishment, painted, felted, etc.

Size: Minimum 140cm maximum 160cm

5.1 Individual

5.2 Two person quilt

6. *Long Arm Quilters (One person):*

Should be traditionally pieced, applique, whole cloth or innovative quilts.

Size: Minimum 140cm maximum 260cm

7. *Miniature:*

Can be either a scaled down pattern, your own original design, and includes postcards.

Size: Maximum size 50cm on any side

8. *Art Quilt:*

This must be a contemporary original design.

Size: Minimum 140cm maximum 160cm

9. *Group or Collaborative Quilt:*

This quilt must be made by three or more people.

Size: Minimum 140cm maximum 260cm

10. *Any other item (not eligible for best of show):*

Awards

First and highly commended prizes may be awarded in each category.

♦ Bernina Best of Show:

(This excludes Category 10)

♦ Bernina Junior Quiltmaker

♦ Bernina Amateur encouragement award:

Awards TQ15 (cont.) :

- ♦ **Top Line Steel Fabrications:**

Best Use of Colour

- ♦ **Australian Patchwork & Quilting:**

Retaining the Tradition

- ♦ **Domestic Machine Quilting:**

One person quilt, quilted on a domestic machine

- ♦ **Long Arm Machine Quilting:**

Best quilting by long arm machine quilter (New award)

- ♦ **Predominantly Applique:**

Hand or Machine Applique to more than 75% of the quilt

- ♦ **Judges Choice:**

Judges choice of favourite quilt

- ♦ **The Library Award:**

The Quiltmaker has entered a quilt or other item into an existing category, and has advised on the entry form that the quilt or other item has been completed using a pattern or technique found in a book or magazine in the DPAQ library. The Quiltmaker must provide the name of the book on the entry form.

ooOoo



Dragonfly Fabrics

Shops 2 & 3, 53 Alawa Crescent, Alawa

Phone: 08 8948 0691 Fax: 08 8948 0694

Email: dragonfabric@bigpond.com

Web: www.dragonfabric.com.au



Did you know?

Member Discounts generously provided by the following...

All Art Framing Pty Ltd - 15%
U3 74 Dick Ward Drive, Coconut Grove 8985 5166.

Dragonfly Fabrics - 10%
Shops 2 & 3, 53 Alawa Crescent, Alawa 8948 0691

Jackson's Art Suppliers - 10%
7 Parap Place, Parap 8981 2779

Janome Sewing Centre - 10%
U50 12 Charlton Court, Winnellie 8941 0088

The NT General Store - 10%
42 Cavenagh Street, Darwin 8981 8242

Sewing Machine Sales and Service Darwin - 10%
Shop 1/3 Parap Place, Parap, 89484871



The Good Luck Shop" Shop
1/3 Parap Place,
Parap
Ph. 89484871

sales@sewingmachinesdarwin.com.au

www.sewingmachinesdarwin.com.au

For your sewing machine servicing and accessories needs.

New machines can be ordered on 50% deposit, approximately 1.5 weeks turnaround.

Authorised dealer agent for:

Husqvarna

VIKING

BERNINA




SINGER

PFAFF

"Get Creative I Did"

Internet Bytes

<http://www.christinebarnes.com/>



Christine Barnes is a US-based quilter who teaches about the colour wheel, luminosity, lustre, "magic fabrics," transparency, visual temperature, and the color wheel. She creates some amazing illusions with simple blocks. I requested her book be bought for our library, and have found it fascinating. You can sign up for her newsletters, and there is a link on the website to her archived newsletters. There are video lessons available on The Quilt Show <http://www.thequiltshow.com/> (free for basic members)

	IF YOU ARE TRAVELLING....	
August 1st-3rd	WA Craft Show	Claremont Show Grounds, WA
August 2nd-3rd	Camden Country Quilters' Guild 25th Anniversary Quilt Exhibition	A.H.&I. Hall, Argyle St, Camden, NSW
August 7th-10th	Hamilton Craft and Quilt Fair	Claudelands Event Centre, Claudelands, Hamilton, NZ
August 8th-10th	Bundaberg Quilters 2014 Quilt Exhibition	Civic Centre, Bourbong St, Bundaberg, QLD
August 21st-23rd	A&R Quilters 20th Anniversary Quilt Show	Redcliffe Uniting Church, Anzac Ave, Redcliffe, QLD
August 21st-24th	Canberra Quilters Members' Exhibition and Craft & Quilt Fair	Exhibition Park, Cnr Northbourne Avenue and Flemington Road, Mitchell, ACT.

Calendar of club events

1st Aug	Friday Stitchers
	9am-4pm at clubrooms, cost \$3.00, and every Friday
4th Aug	General Meeting
	7:00 for 7:30pm at the clubrooms
5th Aug	Quilters Down the Track
	9:30am-1:30pm at The Beehive, Freds Pass, cost \$3.50, and every Tuesday
7th Aug	Thursday Threads
	9am-9pm at clubrooms, cost \$3.00, and every Thursday
9th Aug	Quilters Down the Track
	1:30-4:30pm at The Beehive, Freds Pass, cost \$3.50, 2nd & 4th Saturdays
9th Aug	Christmas Club
	From 10am at the Clubrooms
16th Aug	Saturday Stitchers
	10am-4pm at the Clubrooms (but come any time), cost \$5
	Free choice day
30th Aug	"Something Pink" quilting event
	10am-10pm at the Clubrooms. Contact Joy Baker 0407610886

DPAQ General Information



ABN

74 081 861 533 (Not currently registered for GST)

Advertising Rates

Quarter Page \$20, Half Page \$40

Bank Account

BSB: 015-896, Account: 258685721

Gift Quilt/Quilts of Love Coordinator

Alison McShanag: 0439 089 566

Newsletter Contributions to Helen Tate by the 15th of the month; helen.tate@ntschoools.net Articles welcome.

Quilt Valuation Service

Susan Webb is the convenor 0419 416 712. Cost \$15 members, \$40 non-members, \$30 fast track (members only).

Website Design and Support

Alison McShanag 0439 089566

Alison Brown 0411 660 624

Committee Members and Contacts

Name	Position	Email	Phone	Mobile
Jan Cashion	President, Public Officer, Mt Bundy Coordinator	j.cashion1@bigpond.com	8932 7645	0418 894 131
Robyn Salmon	Vice-President	euhybob@bigpond.com	8932 1094	0427 356 028
Robyn McDonald	Treasurer	robyn.j.mcdonald@gmail.com	8981 2591	0421 667 466
Bernadette Izod	Secretary	bizod@hotmail.com	8988 2953	0418 852 324
Cheryl West	Memberships	garry.west@octa4.net.au		0418 896345
Beverley Lee	Librarian & Archivist	beverley1au@gmail.com		0418 842 482
Kim Tait	Assistant Treasurer Saturday Stitchers	kimytait@gmail.com		0418 825 294
Susan Britton	Assistant Treasurer	smjw.britton@gmail.com	8948 2725	0418 839 475
Annie Buckley	Purchasing	annbuckley1@bigpond.com	8948 0448	0413 008 948
Alison McShanag	Gift & Charity Quilt Co-ordinator, Media, Fundraising, Facebook Editor, Web Design and Support	mcshanag@bigpond.com		0439 089 566
Angela Wallace	Committee member	nannatoot5476@yahoo.com.au	8988 1292	0466 264 191
Alison Brown	Web Design and Support	dragonflylane@bigpond.com		0411 660 624

Voluntary Positions and Contacts

Name	Position	Email	Phone	Mobile
Helen Tate	Newsletter Editor	helen.tate@ntschoools.net	8985 6691	0409 856 691
Susan Webb	Valuations Committee Convenor	dpaqvaluations@gmail.com		0419 416 712

Meetings

Christmas Club—Meets the second Saturday of each month from 10am at the clubrooms. Work on a different themed project each month. Cost \$3. BYO lunch and snacks. Contact Debbie Selter 0418 826 169

Friday Stitchers- Meet every Friday from 10am at the clubrooms. Work on your own project. Cost \$3. BYO snacks and lunch. Contact Judy Toy 8945 6612

General Meeting—Held the first Monday of the month at 7.30pm at 96A Winnellie Road, Winnellie from 7.00pm for a 7.30pm start. (No meeting held in January.) Don't forget to bring your show and tell and coffee mug. Attendance cost is \$1.00 for members and first time visitors and \$5.00 for non members.

Quilters Down the Track- Meet at The Beehive, Fred's Pass Reserve on the second and fourth Saturdays of each month from 1.30-4.30pm. They also meet each Tuesday from 9.30am to 1.30pm. Work on your own project. Cost \$3.50 each. Contact Maerwen Taylor 8988 1311, Shelley Grobler 0439 888 505

Saturday Stitchers—Meet the third Saturday of each month at the club rooms. A sewing activity is demonstrated by a volunteer. Cost \$5 plus any activity costs. Contact: Kim Tait 0418 825294

Thursday Threads Sit and Sew Day and Evening—From 9am to 9pm at the clubrooms. Cost \$3 each. BYO food. Contact Pam Pemberton 8983 1823 or 0488 261 905.