

# Snippets

July 2017

Welcome to the following new member

- Simone Symonds



## Hello

..... and welcome to the new look Snippets. I feel very honoured, and a touch terrified, to have been trusted to take on the job of producing the 'mouthpiece' for the association and hope that I do justice in communicating the work, the views and the news of the club and its members.

I want to extend a huge thanks to Helen who has done such a fantastic job of the newsletter for so long and I hope the new layout will live up to the very high standard that Helen has set.

I hope to bring all the usual items to you and hopefully introduce a few new features to the newsletter. I will always be delighted to receive any news items, including photos that you might have for inclusion. I will also welcome any feedback you may have regarding the content, layout etc of the newsletter as the basic communication of an organisation needs to meet the needs of the members. I can be contacted at [snippets.darwinpatcher@gmail.com](mailto:snippets.darwinpatcher@gmail.com).

As a way of introduction I rejoined the club at the beginning of 2016 after a break of approximately 17 years and I thoroughly enjoy attending Thursday Threads each week. I love quilting and a variety of other fibre arts including knitting, crochet and spinning as well as being a mad crazy traveller and an enthusiastic photographer.

Cheers  
Nicky



3rd	Jane Price	5th	Kaye Carlson
6th	Yvonne Boyd	9th	Janine Wetherall
12 <sup>th</sup>	Irene Duncanson	13 <sup>th</sup>	Patricia Isaacs
28 <sup>th</sup>	Leone Jones	30 <sup>th</sup>	Roslyn Henry
31 <sup>st</sup>	Alison McShanag		

## Meetings

**Next Meeting** Monday 3<sup>rd</sup> July at 7:30pm

**Venue** DPAQ clubrooms, 96A Winnellie Rd, Winnellie.

**Supper Roster** Corinne, Naomi and Susan Webb

**Supper Duties** Before meeting - fill and turn on urn, check and put out coffee, tea, sugar and milk supplies.

At meeting break - put food out on table, with napkins, and condiments, plates and cutlery if required.

After meeting - clear and clean table; wash and put away dishes; empty and put away urn; put away coffee, tea, etc.; wipe down benches; lock cupboards and fridge. Empty bin in kitchen and replace with a clean garbage bag.



ISSN: 1032 1349 April 2017 Newsletter of the Darwin Patchworkers & Quilters Inc. Clubroom located at 96A Winnellie Road, Winnellie PO Box 36945, Winnellie NT 0821 Email: [darwinpatchworker@gmail.com](mailto:darwinpatchworker@gmail.com)

Web: [www.darwinquilters.com.au](http://www.darwinquilters.com.au)

Established 1 May 1984

# President's Patch



*Susan's first Friendship quilt*

Sue Britton has decided to step down as Treasurer and I would like to thank Sue for her passion for the club and all she has done and I'm pleased that she will remain as our Membership Officer. Noelene McCormick has now taken on the Treasurers role with Kathi Lague Assistant Treasurer – thanks ladies for taking on these roles. I want to also thank Alison Brown for her work on our website – it's crucial to the promotion of the club and Alison has been doing a great job. Stacey and Kathi, two of our committee members are spending some time with Alison to learn about the website and hopefully be able to offer her some support.

Thanks to all who have assisted Corinne with the neonatal crib covers – they are all looking fantastic. I am sure that Annette would be very pleased with the fabric being put to such a worthwhile project.

Club survey – have you completed the club survey that appeared in the June edition of Snippets? We would love to hear from you or if you just want to email some thoughts through then I would encourage you to do that also.




*South Korean traditional quilts, sewing tools, costumes and embroidery*

Darwin Show is coming up in a few weeks and I encourage all members to volunteer for a two hour show sitting spot. The Darwin Show is a great opportunity for us to sell raffle tickets and also speak to members of the public about the club. In previous years we have also been able to meet some potential new members and catch up with old ones! DPAQ will cover the cost of your entry pass so please contact Cathy Coucil or Jan Harris in regards to show sitters roster.

I looked up the meaning of patchwork today and was reminded that while in our context it's a "needlework in which pieces of cloth in different designs, colours or textures are sewn today", patchwork can really be expanded to all parts of our life a "thing composed of many different elements so as to appear variegated". How many different patchworks are part of your life?

Susan



*Annie Radomski's Mariner's Compass*



# Workshops

Coming Sept 1,2,3 & 5  
Deborah Louie  
Cushion/Table Runner and Free  
Motion Quilting



## Deborah Louie

"Daisy Path" Cushion / Runner 2-day class



Two beautiful projects form the "Daisy Path collection".

Learn raw edge sketch applique, decorative applique, blind hem applique, turned decorative applique and free motion quilting.

Cushion will be close to completion in the 2 days including quilting

Runner will started but not completed

## Deborah Louie

### Lets Quilt Free Motion Machine Quilting One day Part two

*This workshop is free form, free motion quilting. It gives you experience with the darning foot. It is an intensive fun day designed to give you lots of design ideas and confidence to add texture and individual styling to your quilts. Designed for the beginner to the more experienced quilter.*

Demonstration of the free motion technique

Stopping and starting

Control of work through the learning the control of your hands

Quilting swirls with the number 6 and then changing the shape to flowers, spirals, ovals, squares.

Baptist fans, teardrops, m&ms, stars, stippling, flowers, hearts, all suitable as block fillers, borders and sashing.

Swirls, spirals, echo quilting, shadow quilting.

Quilting designs such as pebbles, Thatching, cross hatching, stars, geometric designs and numerous more are great textures.

Drawing with the needle: such as clouds, suns, flowers, names, this really gives you confidence and creativity

All Techniques will be drawn first together then I will demonstrate each technique on the machine and then they quilt.

Theory of how to quilt a quilt of any size, where to start, efficient easy quilting

Show and tell some of my quilts discussing how, where and why I quilted them

Students to bring tops of their own for discussion of how to quilt



Many valuable ideas for your quilts

Deborah will be presenting her Glamorous Clams workshop on Friday September 1<sup>st</sup>, the Daisy Paths cushion and runner class on Saturday 2<sup>nd</sup> and Sunday 3<sup>rd</sup> of September and the Lets Free Motion Quilt on Tuesday 5<sup>th</sup> September. The costs will be \$70 per day for members and \$80 per day for non members. A \$20 non-refundable deposit is required upon making your booking and full payment to be made by 12 August. Bookings close on Friday 21st July. Contact [dpqworkshopcoord@gmail.com](mailto:dpqworkshopcoord@gmail.com)

## Four Patch Kaleidoscope with Naomi Oliver

With a bit of trepidation I embarked on my first workshop for Darwin Patchwork and Quilters showing participants how to do the 4 patch kaleidoscope which my father describes as Rotational Symmetry of Order 4!! Not sure how many takers would have come if it had been thus described!! It was a bit daunting to start with as I was presented with some 24" repeats (aghhh I hadn't prepared for those!!) but everybody got the hang and Janelle was a lifesaver as it was all hands on deck to start with.

The most rewarding part was the excitement of participants when their squares came together – I did say it was like magic J.

Some people chose to cut enough squares for full quilts and some for the cushions and some just came to see how to make them.

The work was wonderful and all so different, from Cathy's very subtle blue kaleidoscopes brought to life by the surrounding shadow box, to others who chose vibrant fabrics with distinctive colours and patterns.

Thank you all for attending and your wonderful company and work (not to mention your patience!!)

If anybody wants an e copy of the instructions please e mail myself ([naomi.oliver2@bigpond.com](mailto:naomi.oliver2@bigpond.com)) or Janelle

Naomi



### Saturday Stitchers

July 15, 2017

10:00am to 4:00pm

TQ17 Preparation

This Saturday Stitchers is given over to preparation for TQ17. Members of the TQ17 committee will be available to assist with any queries as to entries. This is time for photographing your entries, making hanging pockets or just completing your entry.

Entries already complete! Come and enjoy a day of sewing especially those members who work during the week and can't make the sewing days. Come for an hour or two or the whole day.

Janelle Northcott





## Michelle Marvig

Three events ensured that Michelle Marvig's work was enjoyed this month and many members engaged with her workshops and attended the Trunk Show held at the clubrooms.

### Trunk Show

Eighteen members attended this event where Michelle's work was showcased and members were able to hear her talk about her quilting journey.



### Pigalle – a Wheely Fortunate Sampler

Twelve members attended this two day workshop beginning a sampler quilt



### Mariners Compass

Fifteen people attended the two day Mariner's Compass foundation piecing workshop and the results from all of these sessions speak for themselves – and even the food looked fabulous.



# COPYRIGHT

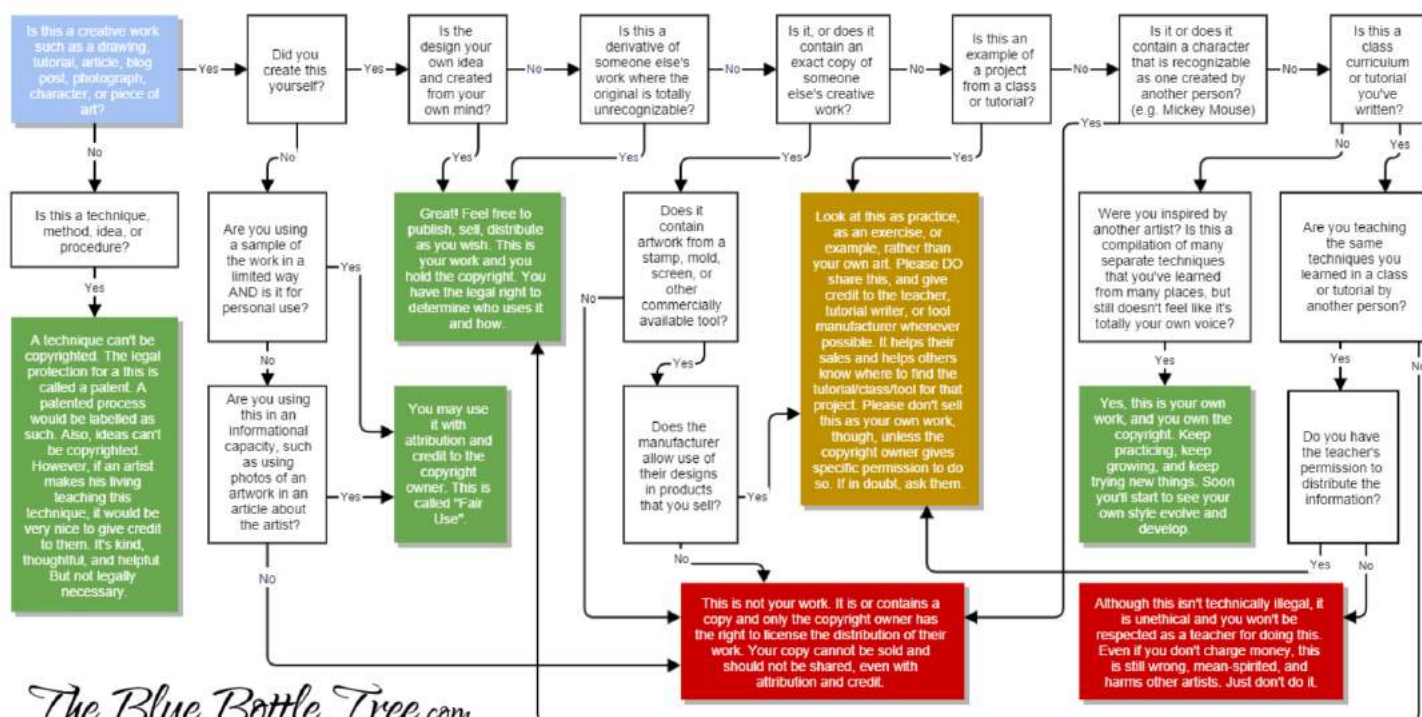
I felt that with Territory Quilts coming up in September that this would be a timely addition to the newsletter.

While it has been written specifically for an American context I think, particularly in terms of moral responsibility, it is a particularly easy infographic to get our heads around how we credit our work and how we interpret the work of others in our own creations.

And since I'm dealing with copyright issues please note that this is licensed under a Creative Commons Attribution – No Derivative 4.0 International License and credit goes to Ginger Davis Allman for the use of this. If you share it, as allowed under this license, please also give credit to the author.

## Copyright Guidelines for Crafters & Hobbyists

Copyright is confusing. This graphic is intended as a general guideline and overview of the most commonly encountered copyright dilemmas for crafters and hobbyists today.



The Blue Bottle Tree.com



Copyright © 2014, Ginger Davis Allman.

This work is licensed under a Creative Commons Attribution-NonCommercial 4.0 International License. This means you can share this infographic, without altering or modifying it, as long as you include attribution. Please credit: Ginger Davis Allman, [www.TheBlueBottleTree.com](http://www.TheBlueBottleTree.com). Thank you!

Disclaimer: This overview is not intended to be comprehensive or to be used in place of seeking legal advice. For clarity in your particular situation, please consult an attorney in your local country or jurisdiction.

Sources: [www.copyright.gov](http://www.copyright.gov), <http://fairuse.stanford.edu/overview/fair-use/what-is-fair-use/>, <http://www.btlaw.com/copyright/index.html>.



# Who's who in DPAQ – Susan Webb

*This is a new piece in Snippets that will introduce members of the club to you - starting with our President*

## How long have you been quilting and how did you get started?

I have been quilting for about 20 years. When I first met my husband to be I was looking for a hobby. His mums best friend introduced me to it (thanks Barb Mellon) and its been a constant for me ever since. I now have a sewing room for the first time so am looking forward to spending more time in my own space. About 10 years ago I was invited onto the Valuation team and I have been very fortunate to learn a lot from those members and from valuing the quilts I've seen over that period.



*This is my current project ... it's taking a while!*

## Who/what inspires you most in your techniques, style, colour choices, creative journey etc?

When I was first starting out I did a colour course at Frangipani Fabrics with Jeanine Marshall. It was all about using the colour wheel, no fabrics lots of coloured pens and paper. I think that was really important as the colour is the starting point which can make or break your project. However if in doubt I always refer to my husband (he's actually got a good eye for colour). I love colour and seeing the combinations that people put together.

## What's favourite piece of work?

I have a quilt that was a round robin with my friendship group - everyone had to add a boarder on it. My friend painted me an iris on fabric which I used as the centre and then the borders added onto that. My godmother is now hand quilting it for me - I can't wait to see it as it has had a little something added from so many wonderful ladies.

## What course/further education/workshop/experience have you done/had that has made the biggest impact/impression on your textile work?

I was the Workshop convenor many years ago for DPAQ and I was able to secure 2 international tutors into Darwin - Esterita Austin (look up Misty Fuse – that's her product) and Emiko Tode Loeb - her class was a log cabin and we thought 2 days for a log cabin was insane but boy did we need those 2 days. They were both pretty special workshops and great to have international tutors in Darwin.



*This was made for my nephew Kaelan (now 5) ... he loves frogs. The quilt now lives on their sofa and we always play hiding and cubby houses with it.*

## What would be one piece of advice you would give to someone starting their quilting journey?

Don't be afraid to ask for advice and soak up everyone's hints and tips. I went to Quilt Encounter in Adelaide a couple of times, have been to Melbourne and Brisbane with my friendship group and even though we had sewn or shopped all day, of a night we would go back to our rooms and the girls would all share hints and tips. I'm thinking quilting is about the friendships that you make and I've been very lucky to make some great ones!

## What is your last/current/next project?

Oh my - I have so many UFO's that need quilting the list is too long. My friend keeps offering to quilt them for me so I need to get organised and send them to her. I love hand sewing, sashiko and stitcheries. I'm doing a hexagon quilt (still) and have lots of projects in the "to do" pile - I just need to retire so I can get some more time!



*This quilt was made for my mum for her 60th birthday – lots of emotions attached. Thanks must go to the wonderful colour girls who sat around my kitchen table sewing the binding on – very much like a scene from 'How to Make an American Quilt'*

## CLUB EVENTS IN JULY

MONDAY	TUESDAY	WEDNESDAY	THURSDAY	FRIDAY	SATURDAY	SUNDAY
31 Monday Sewing 10am					1	2
3 Monday Sewing 10am Club Meeting 7.30pm	4	5	6 Thursday Threads 9am - 9pm	7 Friday Stitchers 9am – 3pm	8 Christmas Club	9
10 Monday Sewing 10am	11	12	13 Thursday Threads 9am - 9pm	14 Friday Stitchers 9am – 3pm	15 Saturday Stitchers TQ17 Prep 10am – 4pm	16
17 Monday Sewing 10am	18	19	20 Thursday Threads 9am - 9pm	21 Friday Stitchers 9am – 3pm	22	23
24 Monday Sewing 10am	25	26	27 Thursday Threads 9am - 9pm	28 Friday Stitchers 9am – 3pm	29	30

## Travelling? Check these out...

Event	Where	When	Website/Details
Sisters Outdoor Quilt Festival	Sisters, Oregon	July 8th	<a href="http://sistersoutdoorquiltshow.org/show-info/about-us/">http://sistersoutdoorquiltshow.org/show-info/about-us/</a>
Various Contemporary Quilting events	UK	July 2017 onwards	<a href="http://www.contemporaryquilt.org.uk/present-and-forthcoming.html">http://www.contemporaryquilt.org.uk/present-and-forthcoming.html</a>
Quilt Around the World	Gives listings of exhibitions and events around the world	July 2017 onwards	<a href="http://www.quilt-around-the-world.com/en/content/events/last_updated">http://www.quilt-around-the-world.com/en/content/events/last_updated</a>
Craft and Quilt Fair	Melbourne	July 27 - 30	<a href="http://www.craftfair.com.au/wp/Melbourne/">http://www.craftfair.com.au/wp/Melbourne/</a>
Festival of Quilts	Adelaide	July 14 – 16	<a href="http://www.kjex.com.au/Festival%20of%20Quilts.html">http://www.kjex.com.au/Festival%20of%20Quilts.html</a>



## Committee Members and Contacts

Name	Position/Roles	Email	Phone
<b>Susan Webb</b>	President Quilt Appraisals Convenor Workshops 2018 TQ17	<a href="mailto:susan.webb@nt.gov.au">susan.webb@nt.gov.au</a>	0419 416 712
<b>Tip Wade</b>	Vice-President	<a href="mailto:tip.wade@gmail.com">tip.wade@gmail.com</a>	0405 838 242
<b>Noelene McCormick</b>	Treasurer Junior and Beginner Quilters	<a href="mailto:treasurerdarwinpatchworker@gmail.com">treasurerdarwinpatchworker@gmail.com</a> <a href="mailto:noelene.mccormick@gmail.com">noelene.mccormick@gmail.com</a>	0487 179 214
<b>Sue Britton</b>	Membership Officer Social Media	<a href="mailto:smjw.britton@gmail.com">mailto:smjw.britton@gmail.com</a>	0418 839 475
<b>Cathy Coucill</b>	Secretary Annual Shows	<a href="mailto:darwinpatchworker@gmail.com">darwinpatchworker@gmail.com</a>	0428 151 059
<b>Kathi Lague</b>	Public Officer Joint Scretary Website	<a href="mailto:klague@inet.net.au">klague@inet.net.au</a>	0424 187 008
<b>Annie Buckley</b>	Raffle Quilts Charity Quilts TQ17	<a href="mailto:annbuckley1@bigpond.com">annbuckley1@bigpond.com</a>	0413 008 948
<b>Corinne Robinson</b>	Mt Bundy Retreat 2018	<a href="mailto:corinnerobinson@bigpond.com">mailto:corinnerobinson@bigpond.com</a>	0467 550 591
<b>Ros Lague</b>	Assets and Key Register Fundraising	<a href="mailto:laguesnt@live.com">laguesnt@live.com</a>	0458 192 737
<b>Stacey Henderson</b>	WHS 96A Liaison Junior and Beginner Quilters	<a href="mailto:henderson.stacey@gmail.com">henderson.stacey@gmail.com</a>	0414 894 174
<b>Jan Harris</b>	Annual Shows Hospitality	<a href="mailto:janharris2301@internode.on.net">janharris2301@internode.on.net</a>	0439 259 978
<b>Bec Karslake</b>	Assets and Key Register	<a href="mailto:beckarslake@gail.com">beckarslake@gail.com</a>	0427 798 986

### Meetings


<b>General Meeting</b>	1st Monday of the month at 7.30pm	\$2	96A Winnellie Rd, Winnellie	Don't forget to bring your Show and Tell and a coffee mug. For visitors the first visit is free
<b>Christmas Club</b>	2nd Saturday of each month	\$5	96A Winnellie Rd, Winnellie	Work on different themed projects each month
<b>Friday Stitchers</b>	Every Friday 10am onwards	\$5	96A Winnellie Rd, Winnellie	Work on own projects. BYO lunch/snacks Contact Robyn Salmon 047 356 028
<b>Saturday Stitchers</b>	3 <sup>rd</sup> Saturday of each month	\$6	96A Winnellie Rd, Winnellie	A sewing activity demonstrated by a volunteer. Material costs may apply. Contact Janelle Northott 0438 691 163
<b>Thursday Threads</b>	Every Thursday 9am – 9pm	\$5	96A Winnellie Rd, Winnellie	Sit and sew. BYO food Contact Sue Britton 0418 839 475
<b>Monday Sewing</b>	Every Monday 9am – 3pm	\$5	96A Winnellie Rd, Winnellie	BYO food Contact Tip Wade 0405 838 242 or Barb Mellon

Visitors are welcome to join our Monday Sewing, Thursday Threads, Friday and Saturday Stitchers days for 3 visits. If you wish to continue attending we need you to become a full member.

Please try to bring small change to pay for your session as change is not always available.

# OUR SPONSORS

Advertising for  
our sponsors is  
free ☺



Proudly supported by



Northern Territory  
Government

**LENORE DEMBSKI PAPERBARK WOMAN**  
Shop 13 Arafura Plaza, 24 Cavanagh St, Darwin

*Over 300 Aboriginal designs - hand & commercially printed  
new fabrics arriving on a regular basis*

By the metre - selected fabrics  
M&S Textiles (64), Territoriana (24), Bulla (8), Australiana (16)

Cut pieces of various shapes  
Metres, Fat quarters, Long quarters, Long 8s  
Patches & strips 25x25, 15x15, 12½x12½, 10x100

**OPENING HOURS**  
Monday, Tuesday, Wednesday, Friday - 10.00am to 5.00pm  
Thursday - 10.00am to 8.00pm  
Saturday - 10.00am to 2.00pm  
Sunday - 10.00am to 4.00pm - when cruise ships are in Darwin

[www.paperbarkwoman.com.au](http://www.paperbarkwoman.com.au) [paperbarkwoman@bigpond.com](mailto:paperbarkwoman@bigpond.com)  
PH 89417142 0408 892372

5% quilters discount credit cards accepted

**the quilter's rest**

\* Pfaff Sewing Machines & Embroidery Machines  
\* HandiQuilter Longarm Quilting Machines  
\* Patchwork & Quilting Supplies  
\* Quilting Retreat  
\* Sewing & Quilting Lessons

**562 Weens Rd Kingaroy Ph 07 4162 3987**

**PFAFF**



## Our fabulous sponsors generously provide the following discounts:

### All Art Framing Pty Ltd – 15%

U3 74 Dick Ward Drive, Coconut Grove  
Ph: 8985 5166  
[sales@arthangingsystems.com.au](mailto:sales@arthangingsystems.com.au)

### Dragonfly Fabrics – 10%

Shops 2 & 3, 53 Alawa Cres, Alawa  
Ph: 8948 0691  
[dragonfabric@bigpond.com](mailto:dragonfabric@bigpond.com)

### Jackson's Art Suppliers – 10%

7 Parap Place, Parap  
Ph: 8981 2779  
[darwin@jacksons.com.au](mailto:darwin@jacksons.com.au)

### The Quilters Rest – 10%

(Quote membership number when ordering)  
562 Weens Rd, Kingaroy, Qld, 4610  
Ph: 07 4162 3987 Fax: 07 4162 7938  
[info@quiltersrest.com.au](mailto:info@quiltersrest.com.au)

### Janome Sewing Centre – 10%

U50, 12 Charlton Court, Winnellie,  
Ph: 8941 0088  
[janome.darwin@bigpond.com](mailto:janome.darwin@bigpond.com)

### The NT General Store – 10%

42 Cavanagh St, Darwin  
Ph: 8981 8242  
[ntgs@bigpond.com](mailto:ntgs@bigpond.com)

### Lenore Dembski Paperbark Woman – 5%

Shop 13, Arafura Plaza, 24 Cavanagh St, Darwin  
Ph: 8941 7142  
[paperbarkwoman@bigpond.com](mailto:paperbarkwoman@bigpond.com)

### Ace Dental Laboratory – Teo Kalsbeek

Discount offered to members  
11 Ridgehaven Cct, Leanyer  
Ph: 0414 333 467

## GENERAL INFORMATION

### **ABN**

74 081 061 533 (not currently registered for GST)

### **Advertising Rates**

Free for sponsors. One free ad per year for members. All others: Quarter page \$20, half page \$40

### **Bank Account**

BSB: 015 896 Account: 258685721

### **Newsletter Editor**

Nicky Honan 0498099252  
[Snippets.darwinpatcher@gmail.com](mailto:Snippets.darwinpatcher@gmail.com)  
Articles welcome

### **Quilt Appraisal Service**

Coordinator: Susan Webb 0419 416 712  
Cost: \$5 members, \$40 non-members, \$30 fast track (members only)

### **Website Design and Support**

Alison Brown 0411 660 624,  
Kathi Lague 0424 187 008  
Stacey Henderson 0414 894 174

### **Librarian**

Beverley Lee 0418 842 482

### **Archivists**

Beverley Lee, Jenny Armour, Alison McShanag

## TQ17

Susan Webb, Annie Buckley, Robyn McDonald, Robyn Salmon, Alison McShanag, Helen Tate