

June 2020

SNIPPETS

Darwin Patchworkers & Quilters.

Established 1 May 1984

FROM THE EDITOR...

Changes to DPAQ Committee and new members.

Thank you to Annie Radomski DPAQ Secretary, Jenny Molloy new committee member and DPAQ librarian, Elaine Castles Charity Quilt coordinator, and special thanks to Judy O'Callahan for her work as DPAQ Secretary for the last couple of years.

Getting back to the NEW NORMAL - in this Snippets

Presidents report

Requirements for Saturday Stitches

Whats new in the Library

Check out the photos taken this month at our regular get togethers.

Get to know Jill Adams

Fractured Landscape Reveal

Recipe of the month - thanks Kim Tait

A special birthday

Thanks to all contributors to this newsletter.

Happy Quilting

Alison McShanag

Please email any ideas or photos for the newsletter to

darwinpatchworker@gmail.com we would love to hear from you!

NEXT CLUB MEETING

July 6th

DPAQ AGM and general meeting will be held on July 6th at CWA rooms at 27 Bishop St Winnellie (to accommodate social distancing) at 7pm. Membership cards will be available at this meeting. Supper will be provided by your Committee. Its also time to reveal the DPAQ Fractured Landscapes challenge.

made in May



ISSN: 1032 1349 June 2020 Newsletter of Darwin Patchworkers & Quilters Inc.

Clubrooms located at 96A Winnellie Road Winnellie NT

PO Box 36945 Winnellie NT 0821

Email: darwinpatchworker@gmail.com | Website: darwinquilters.com.au

June 2020

PRESIDENT'S PATCH

As we are settling back into the clubrooms at 96A Winnellie Road, it has been interesting to note the changes going on around the facility, it is hard to miss the new signage on the building - Winnellie Art Space! This really signals a change in the promotion of all the shared spaces at 96A, with more emphasis on the front rooms being used as meeting rooms for community organisations, and more shared spaces out the back, such as wet areas. It is expected that there will be more use of the building over time as these areas are promoted. This has been a long term goal of ArtsNT to expand the use of the building and it will exciting as anchor tennant to be a part of this.

Recently, the committee had a working bee at the club rooms to reorder the library and the locker room, and pack up the charity quilts to Gippsland and Grafton. We filled 3 large packing boxes with 32 quilts!! There are still some quilts to go, and we will continue to look for avenues to donate these quilts.

Thank you to all members that took the time to make and donate quilts!

Next month we will be holding our AGM at the CWA rooms in Bishop St. We are holding the meeting in a larger space so we dont need to restrict the numbers attending, look for the official notification in your inbox in the next few days!

Keep on Sewing!
Stacey Henderson
DPAQ President



June 2020

CLUB HOUSEKEEPING

COVID-19 Compliance


DPAQ has completed and submitted it's COVID19 Safety Plan and received its compliance certificate.

We will be displaying some more notices around the clubrooms on hand hygiene, and please keep up with the wiping down of tables before and after use.

From the 5th June we will no longer restrict the sewing days to 10 quilters. We have measured out the main club room and the maximum number of people we should have in this space is 18. This will affect our general meetings, christmas club and other special events. We will discuss more at our general meeting following the AGM.



Di Howards "Lemon and Lime" (Corona or Covid19?) quilt in the making. Based on "Ball and Joints" quilt by Susan Purney Mark



Robyn Davies says its contagious and decided to make one

HAPPY BIRTHDAY TO

3rd	Jenny Armour
8th	Denise Bold
11th	Joy Baker
22nd	Susan Duffield
27th	Christine Garrett

3rd	Nicky Honan
18th	AnnieRadomski
22nd	Gay Landwehr
20th	Noelene Walker

JUNE 2020

WE ARE BACK



COMMITTEE MEETING



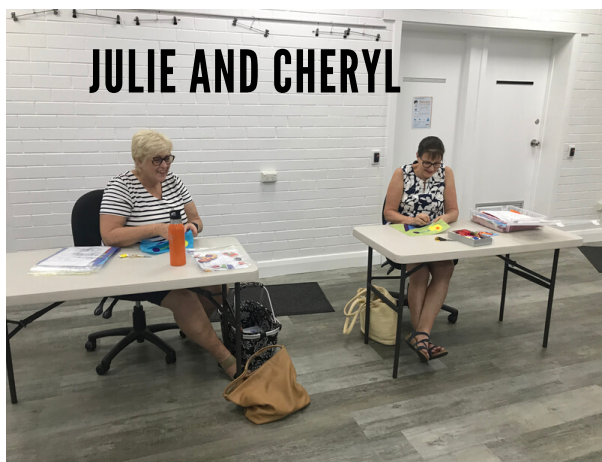
FRIDAY STITCHERS



THURSDAY STITCHERS



THURSDAY EVENING



JULIE AND CHERYL

**GOODBYE AND
GOOD LUCK
ROBYN**

June 2020

Saturday Stitches -June 20th

SCRAPPY SQUARES



Make your own fabric squares from scraps.
No limit on size, however 6" x 6" is a good size to start with.

The projects to use your fabric squares are only limited by your imagination.

Bowls, boxes, mats, cases, quilts, cushions, cards, bags, covers, jewellery etc etc

Requirement list

- Your stash of small scraps of material (down to a size as long as you can sew 2 seams)
- Small cutting mat and ruler to use beside your sewing machine
- Rotary cutter
- Sewing machine and general sewing supplies



Saturday Stitches May
A great fun day was had by all. Lots of laughter and everyone produced some great iPad bean bags and microwave bowls. Some even made two of each.



**MEASURE
TWICE CUT
ONCE CURSE
REPEAT**

Recipe of the month



Spicy Apple and Oats Slice - KIM TAIT

Slice will keep for a few days in the fridge.

Ingredients

1 1/2 cups plain flour
1 cup rolled oats
1 cup sugar
1/2 cup dessicated coconut
1 tspn ground cinnamon
185 gm butter melted
400gm can pie apple
Extra teaspoon ground cinnamon

Preheat oven to 180c. Brush a shallow 30x20cm tin with melted butter and line base and sides with baking paper.

Place flour, oats, sugar, coconut and cinnamon in a large bowl and stir to combine. Until all ingredients are moist.

Firmly press two thirds of the mixture into the prepared tin. Place the apple on top. Smooth out apple and sprinkle with extra cinnamon. crumble remaining mixture over the apples. Bake for 30 to 35 minutes until golden brown and base is crisp. Cool and cut into squares or fingers.

June 2020 Fractured landscape reveal

And this day is getting seriously close!

How quickly time has gone. To think that the challenge was issued back in November and by February we swapped pictures.

Then Covid 19 happened and we have been kept in isolation for weeks.

Perhaps that encouraged some of us to buckle down in front of our machines to create masterpieces.

Whether you have battled with the challenge or enjoyed it, you are going to love the reveal! This part is fun and it is really exciting getting all the various pieces back, laying it out on the floor and admiring the result!

You can of course bring a piece of calico to which to pin your picture, but simply laying it out on the floor will be OK to.

To comply with Covid19 the committee has arranged for the July meeting to be held at the recently upgraded CWA rooms in Bishop St, Woolner.

Christine, Annie and I would all like to thank you for participating!
See you in July!

Christine, Annie and Lillian



Sneak Peak



Oh What Have I done?

The challenge was issued, Oh what have I done,
5 envelopes I got, I wish it was none.
Each one I will open with dread and delight,
This could be fun, in fact it just might.
I'll put them aside, have a little think and a drink
Bugger – a month passed by and I didn't even blink.

The renos are starting, the builders are here,
I've only done three, more to do I fear,
I'll pack them away in a box to be safe,
And get back to them at a later date.

The renos are done, much unpacking to do,
Which box did I put them in, three, five or two?
Reveal date is looming, the 6th of July,
Why did I say I could do this, WHY OH WHY?.

I found them, I found them, in box number two,
I'll finish them today, just the two I will do.
I'll sew some French knots, some here and some there,
To show other members I really do care.
They are finished, trimmed and ready to go
Back to their owners, they will love them I know.
Reveal night will come, it will be so much fun,
To see what everyone else has done.
Our landscapes, we stitch together, and admire with glee.
Mine will be the BEST, just you wait and see.

My take on the Fractured Landscape Challenge by Annie radomski

What's New in the Library - June 2020


Some new additions to the DAPQ collection include :-



This is an exciting book about manipulating textiles. Techniques include layering, cutting, folding, inserts, bindings, trapunto, chenilling and more..... A great book with rich, sumptuous & unusual projects and enough inspiration "To Have a Go".



Just when you thought you had seen everything about Christmas craft, this book will change your mind as to new challenges. Beautiful projects, quilts and must haves in a Vintage Theme



American Quilter, Volume 36 . No's

2 & 3

Now on the shelf

FREE - Old journals and Sewing / Craft Magazines free to new homes. Come and have a browse at the FREE Shelf in the library and take a copy home.

June 2020

SHOW AND TELL

Throughout snippets you will see some of the items made and being made by our members this month. Please enjoy and be inspired!!



Outgoing DPAQ Secretary
Judy and her beautiful
embroidered quilt. Thanks
Judy



Robyn is hand quilting
"Frankie"



Helen Tate

Sandy Furtado




Nicky Honan

The Editor



Pam Pemberton



June 2020

Jenny Armour in ISOLATION

What I did in isolation was some gardening, some genealogy, and lots of sewing.

I finished a silk hexagon wall quilt I had started on holiday last year in which each hexagon/diamond/triangle is stitched over a permanent template of iron.-on batting and backed with a plain grey silk backing hexagon slightly smaller to show the front colour round the edge. They were all sewn together leaving 3 missing diamond shaped peepholes. Why? Because I could! The "holes" now have twinkly beads strung across them.

Then I found a foundation-pieced hexagon quilt in Make Modern Magazine. The hexagon blocks measured 7" across. I liked the idea but I really did not want another big quilt. So I scaled down the hexagons to 3 and a half inches and made a quite presentable wall quilt. What if I made another, redrafting the block even smaller? I set out to draft a 1" block but that proved impossible and I had to settle for 1 and 5/16ths". This is what it looked like finished - dimensions approx. 10" x 15".

In the greater Darwin area a lady called Anna invited participants to embellish a fabric rectangle, providing the background piece, some fabric scraps, thread, a needle and an embroidery hoop. I did not at first like my scraps or the thread, so I challenged myself to use the fabric but substitute the threads. The fabrics sat around for about a week - I moved them about occasionally, and eventually got an idea. I was not very confident, but as I stitched my confidence grew and ideas developed. and now I am quite pleased with it and ready to send it back for her to use to make up into a community "rug". I don't know where she plans to hang it.

There are still some on-going projects to finish, so I may not emerge from my covid-hole any time soon...but I hope you have enjoyed my story. Jenny Armour



June 2020

A very special birthday - Jenny Armour

Jenny Armour founding member and life member of DPAQ

A story from Canadian Cathy Miller aka The Singing Quilter - ex DPAQ member

I first met Jenny when I signed up for an 8 week beginning quilting class at City Fabrics not long after John and I arrived in Darwin for an 8 month stay at the end of 1999. We each introduced ourselves around the room and I mentioned that I was a singer/songwriter. She quietly came by later and asked if I'd thought about going to a Top End Folk Club session. I said I'd read about them in the paper, and asked if she thought it would be a good thing? Little did I know this was the beginning of a long and wonderful friendship! Little did I know she had a close "connection" with the President of the Folk club!

Between the quilting and the music, I can't think of two people that John and I share more with and we spent lots of time with them while we were in Darwin. We make it a point to return whenever we can for a visit. They were there at the beginning of "The Singing Quilter" adventure, hearing the songs as soon as they were written, full of encouragement. Both John and I even briefly joined the Bilge Ratz with Tony and Peter for an appearance at Top End Folk Festival.

I consider Jenny to be my major quilting mentor - she taught me well, all the basics that I needed to know to set off on my own quilting journey. I recommend classes like these to any newbie I meet, but they are very rare. I was lucky to be able to learn from such a thorough and patient teacher.

I miss you guys, and don't know when we'll be back at this point for a visit. I wish we could be there to help you celebrate this momentous occasion. Both John and I raise a glass in your direction, Jenny, and wish you a happy, healthy and wonderful year. You have made such a difference in my life, and many others!



H
a
p
p
y
b
i
r
t
h
d
a
y
J
e
n
n
y
A
r
m
o
u
r



June 2020

Getting to know DPAQ member JILL ADAMS

Jill Adams - coordinator of SATURDAY Stitches with Christine Garrett

Thanks Jill for taking on the role of coordinator for Saturday Stitches. Jill has some exciting things for us to look forward to over the next six months for Saturday Stitches

Jill is also a member of Craft and Quilting Down the track

When I asked Jill if she had many projects on the go this is what she said.

About 5 on the go with a few UFO's in the wings. No large quilts. Have several lap quilts now at the quilting stage. My miniature has been a UFO for sometime, but hope to finish it one day! Have a small batik wall hanging ready to sew & another panel one ready to cut out. Next quilt will be made out of black & white 1/2 square triangles. Then to make a zippered carry bag from Tula Pink Homemade range. Finish the 2nd bedside table mat. I'm also crocheting a knee rug & a bag.
So many projects at various different stages.

Have you completed anything this month?

A UFO Wallhanging (an upcycled tea towel from an Op shop)

A UFO Noughts & Crosses game board in felt with a storage pouch

A bedside table mat (with another one in progress)

A Ipad beanbag at Saturday Stitches, despite doing everything wrong & lots of unpicking! Lol

Are you doing the DPAQ Challenge "Fractured Landscapes", we're interested in what different techniques you have used on any you are in the process of doing, eg, appliqué machine or hand, fabric paint, ink tense pencils, embroidery, light box etc, etc

Yes I'm doing the Challenge "Fractured Landscapes" - mostly applique with the aid of a light box & then by machine, a little embroidery & some embellishments.

What is the last interesting Quilty thing you purchased.

Fabric of course! Tula Pink in particular, more variegated threads, books, magazines & some silk sari FQ's from the Thread Studio.

What is the most unusual thing you have that you use for quilting, perhaps something that is not from a quilt shop.

My design board - it's portable & made from a felted acoustic board from Bunnings, 2 plastic hooks & a wooden A framed clothes rack from Spotlight. Works a treat.



Saturdays at 96A

Christmas Club - 2nd Saturday of each month
Coordinators Deb Selter and Belinda Shaw
Saturday Stitches - 3rd Saturday of each month.
Sewing activity demonstrated by a volunteer, see Snippets for details.
Coordinators Jill Adams and Christine Garrett

Please email
darwinpatchworker@gmail.com
for more details.

Visitors welcome

Non Darwin Residential visitors are welcome to participate in sewing days (excluding workshops) for a fee of \$5 a day.
Visitors will be required to sign in with their contact details.

Please follow Covid19 protocols regarding, cleaning, kitchen, food preparation and social distancing

Christmas Club quilts

Cheryl West



Lillian Furre



Rachelle Denneny Mysolation Fundraising Mystery Quilt

Check out Rachelles facebook page to join this free mystery quilt event

Fabric choices for mystery quilt



Committee Members

Stacey Henderson - President, Workshops, 96A
liaison

Tip Wade - Vice President

Annie Radomski - Secretary

Deb Perkins - Treasurer

Lillian Furre - Hospitality, Assets, Key register

Alison McShanag - Newsletter editor

Christine Garrett - Saturday Stitches, Purchase
Officer


Tania Ray - Membership Officer, Junior Quilters

Kathi Lague - Public Officer, Bookkeeper

Elaine Castles - Charity Quilts

Jenny Molloy - Library

Please send any questions for the committee to
darwinpatchworker@gmail.com



General Information

ABN:

774 081 061 533
(not registered for GST)

Bank Account

BSB: 015 896
Acct: 258685721

Advertising Rates

Free for Sponsors.
1 free ad per year for
members.
All others:
1/4 page \$20
1/0 page \$40

Quilt Appraisal Service

0419 416 712
Cost: \$15 Members
\$40 Non-Members
\$30 Fast Track (Members
Only)

Online/ Social Media Support

Tip Wade 0405 838 242
Alison Brown 0411 660 624

Charity Quilts Elaine Castles

Library Jenny Molloy

Archivists
Beverley Lee, Jenny
Armour,

Tropical Retreat
May Long Weekend
Annie Radomski, Belinda
Shaw, Debbie Selter, Judy
O'Callaghan

April 2020

OUR SPONSORS

GENEROUSLY PROVIDE THE FOLLOWING DISCOUNTS

All Art Framing Pty Ltd- 15%

U3 74 Dick Ward Drive, Coconut Grove.

Ph: 8985 5166

sales@arthangingsystems.com.au

Dragonfly Fabrics - 10%

Shop 2&3, 53 Alawa Cres, Alawa

Ph: 8948 0691

dragonfabrice@bigpond.com



Jackson's Art Supplies - 10%*

7 Parap Place, Parap

Ph: 8981 2779

darwin@jacksons.com.au

*\$10 minimum purchase with a discount card obtained from DPAQ Committee

The Quilters Rest - 10%*

562 Weens Rd, Kingaroy, QLD 4610

Ph: 07 4162 3987

*Quote member number when ordering



Janome Sewing Centre - 10%

U50, 12 Charlton Court, Winnellie

Ph: 8941 0088

janome.darwin@bigpond.com

The NT General Store - 10%

42 Cavanagh St, Darwin

Ph: 8981 842

ntgs@bigpond.com

Lenore Dembski

Paperbark Woman - 5%

Shop 13, Arafura Plaza,

24 Cavanagh St, Darwin

Ph: 8941 7142

paperbarkwoman@bigpond.com

Ace Dental Laboratory -

Teo Kalsbeek

Discount offered to members

11 Ridgehaven Cct, Leanyer

Ph: 0414 333 467