

# SNIPPETS

## *Darwin Patchworkers & Quilters.*

Established 1 May 1984

### **November general meeting**

**Trading tables -**

**Monday 1st November**

**Come ready to buy, sell, or  
swap, and with plenty of  
cash.**



If you want to set up a trading table bring along your goods priced and ready to sell. You will be responsible for setting up and taking down all of your own goods. And all transactions. Tables will be available to set up from 6:30pm.

Everyone else come with some cash in your pocket ready for a bargain.

### *Next meeting*

**Date - Monday 1st November**

**CWA Rooms**

**27 Bishop St Winnellie**

**6:45 for 7pm start**

### **Supper Roster -**

**Elaine Castles, Barb Mellon, Janelle  
Northcote, Janine Wetherall**

Supper Duties - Before meeting - fill and turn on urn, check and put out coffee, tea, sugar and milk supplies.

At meeting break - put food out on table, with napkins, and condiments, plates and cutlery if required.

After meeting - clear and clean table; wash and put away dishes; empty and put away urn; put away coffee, tea, etc.; wipe down benches; lock cupboards and fridge. Empty bin in kitchen and replace with a clean garbage bag.

### **Dates to remember**

**Christmas Party 7th December**

**Charity Quilts 16th January**

**Australia Day 26th January**

**General meeting 1st February**

*Meet quilter: Kristina Hemer - page 4*

ISSN: 1032 1349 November 2020 Newsletter of Darwin Patchworkers & Quilters Inc.

Clubrooms located at 96A Winnellie Road Winnellie NT

PO Box 36945 Winnellie NT 0821

Email: [darwinpatchworker@gmail.com](mailto:darwinpatchworker@gmail.com) | Website: [darwinquilters.com.au](http://darwinquilters.com.au)

November 2020

Changes to meeting venue for 2021 - we did it. Goodbye and good riddance to 2020, we won't miss you.

DPAQ's Christmas party takes place at the time of the December general meeting. There is no general meeting in January. Our February meeting will be back at 96A Winnellie Rd on Feb 1st 2021.

Please pay and let us know if you are coming to the Christmas party so we can confirm numbers.

Bsb 015896 Account 258685721



**2020 DARWIN PATCHWORK &  
QUILTERS CHRISTMAS PARTY**

**MONDAY 7th DECEMBER**

At Club Tropical Resort  
Lee Point Road  
**LEE POINT**  
6:00pm for at 6:30pm Start

**BRING A KRIS KRINGLE - \$15**  
**COME WITH YOUR DECORATED XMAS**  
**COVID MASK**

**Prizes for best decorated masks.**

**Lots of prizes, fun and games and raffles.**

**COST: \$30 which includes a buffet dinner**  
**and one drink voucher.**

Payment can be made by cash or deposit to DPAQ Bank  
Account with your name and 'Party'

RSVP: 19 November

There is a list in the clubrooms or you can email  
[darwinpatchworker@gmail.com](mailto:darwinpatchworker@gmail.com)

## PRESIDENT'S PATCH

October has seen DPAQ continue to stitch on into 2020, we have now amended our COVID plan to remove the 18 person limit, and have a statement that we will comply with directions from the Chief Health Officer, so we will not have to go back and modify the plan if the directions change.

We will have our last club meeting for the year on 2 nd November at the CWA Building in Bishop Street, and move back to 96A Winnellie Road for February 2021 for our general meetings.

Our weekly sewing days continue to be well supported, and it is nice now we don't have turn people away.

As we head into the last two months of 2020 the committee has planned the trading table for November, and the Christmas party, and some events for January, thank you to the committee for your efforts!

We will now have to turn our thoughts to what planning needs to be done for 2021, and we already have several things in the mix, hopefully we won't have any nasty virus stuff ruin our plans!

I hope your christmas sewing is well underway, the clock is well and truly ticking to get those quilty items for christmas finished :)

Happy sewing

Stacey Henderson  
DPAQ President

### HAPPY BIRTHDAY TO THE NOVEMBER BABIES .....

6th Leanne Douglas  
7th Cheryl Chambers  
15th Grethe Harris  
26th Barbara Williams  
30th Vicki Bennett





November 2020

## Profile of a DPAQ Quilter

Kristina Hewer - thanks for writing about your quilting journey

In 2002 I was depressed having resigned from teaching much earlier than planned due to health issues. With the mentorship of an esteemed teaching colleague Margaret who had retired earlier, I started my first quilt. This was my first really creative activity and saved my sanity. The quilt was for my daughter in-laws 30th birthday and involved 40 friends and relatives who decorating 4 inch squares and large homespun hearts. It was rainbow colours which Ashley and I both love and had my first Friendship Stars.

Next my daughter's 28 year old best friend Caroline died suddenly. So I made quilts for her grandmother and mother (who was my best friend). My need to have meaningful motives meant I had to include disparate fabrics. This started a love of Crazy Patch blocks.

Then my son's 30th. His favourite childhood book was "Where the Wild Things Are" and Frangipani Fabrics just happened to have a colourful monster fabric. Determined to try different blocks in creating Max's jungle world unwittingly I made a kind of sampler quilt. There had to be Friendship Stars!

Grandchildren appeared and I Spy quilts began, always with bright colours and rainbows but... I had to have fabric motifs for every letter of the alphabet.



Next a big, brave move, for me, to join a collaborative activity, making House Blocks. I designed my own Darwin elevated house and did my first appliqué in different colours to suit the twelve participants.

Then I discovered DPAQ's monthly meetings with stimulating Show and Tells and began to joyfully devour the library... from the beginning. Marianne Reilly started Thursday Threads group 9 am to 9 pm so working members could also enjoy the convivial sewing. This has been and continues to be, a wonderfully supportive haven for me where I'm constantly learning.

I'm not particularly confident at sewing, but I have always loved fabric and colour. As an eleven year old I detoured on my way home from school so I could meander through the fabric section of a local department store. I went to a Saturday Stitchers and fell in love with Barb Mellon's teaching of 18" blocks which were designed by someone else, to use up fat quarters frugally. I realised it was a perfect pattern for much fabric playing(not fat quarters) with simple sewing. A friend's 70th who loved flowers, especially orchids, was the first recipient of a colourful quilt using these blocks. I bravely entered it in Territory Quilts 2013.

Two more significant birthday quilts with the same cut pieces but very different arrangements. My joy also is searching for fabrics with motifs specific to recipients interests and there are always Friendship Stars!

My cat Vegemite keenly inspects and certifies each quilt, as with this Jenny Molloy taught Convergence.





November 2020

## Saturday Stitches

### PROJECT BAG

Requirements list. Saturday November 21st

Note: This Project bag can be made in any size that suits you best. It can be made as a square or rectangle. For something different make a Pieced back, do a Circle of Geese or use an Orphan block.

Requirements for Medium size Bag

3 pieces of 12 1/2" x 12 1/2" for Back fabric, Wadding & Lining

4 1/2" x 6 1/2" fabric for an internal Pocket (optional)

Two 4 1/2" x 12 1/2" Strips of fabric for front either side of zip (Can be the same fabric as the Back or contrasting)

One 6" x 12 1/2" Strip of fabric for front at the bottom if using mesh

10" x 12 1/2" Mesh (from Dragonfly) or Plastic (Medium weight from Spotlight is the most suitable)

2" x 10" Strip of fabric for a side handle (optional)

One 16" Zip - Matching or Contrasting to fabric

Contrasting Zipper Pull & narrow Ribbon (optional)

Sufficient 2 1/2" Binding to suit size of bag (This Bag approx. 60")

Thread - Matching &/or Contrasting (Plain, Variegated &/or Metallic)

Requirements for Large size Bag

3 pieces of 16 1/2" x 13 1/2" for Back fabric, Wadding & Lining

4 1/2" x 6 1/2" fabric for an internal Pocket (optional)

Two 4 1/2" x 16 1/2" Strips of fabric for front either side of zip (Can be the same fabric as the back or contrasting)

One 6" x 16 1/2" Strip of fabric for front at the bottom if using mesh

14" x 16 1/2" Mesh (from Dragonfly) or Plastic (Medium weight from Spotlight is the most suitable)

2" x 10" Strip of fabric for a side handle (optional)

One 20" Zip - Matching or Contrasting to fabric

Contrasting Zipper Pull & narrow Ribbon (optional)

Sufficient 2 1/2" Binding to suit size of bag (This Bag approx. 80")

Thread - Matching &/or Contrasting (Plain, Variegated &/or Metallic)

Note: Essentially 4 Fat Quarters will make 1 Bag

Your Lunch





November 2020

## Saturday Stitches October

Keeping the scissors theme going. Winners are gridders. Who won? Me.



From Saturday stitches in October thanks Bernadette for sharing your knowledge of free motion quilting.



Free motion quilting  
Helen  
Godden  
style (with  
permission).  
Front and  
back view





## Library News

**Did you know we have newsletters and magazines from interstate for you to read.**

**Queensland Quilters Newsletters - Material Facts**

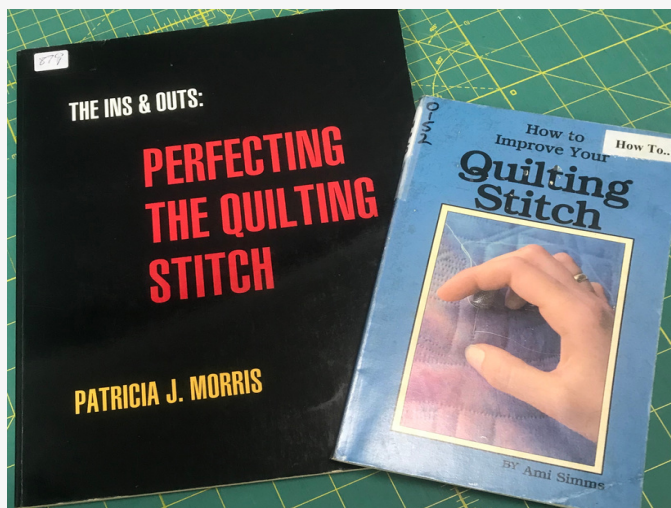
**Victorian Quilters Magazine - Vic Quilter**

**Quilters Guild of SA - Patches Newsletter**

**Newsletter of Quilt NSW and The Quilters Guild of NSW Inc - The Template**

**WA Quilters - Quilters Quarterly**

**Tamanian Quilters - Island Threads Newsletter**



**Two books available to assist you with your hand quilting.**

### **Ten Good Reasons to Buy Fabric**

- 1. It insulates the cupboard(s) where it is kept.**
- 2. It keeps the economy moving. It is my duty to support cotton farmers, textile mills, and fabric shops.**
- 3. It is less expensive and more fun than psychiatric care.**
- 4. I'm participating in a contest - the one who dies with the most fabric wins.**
- 5. It keeps without refrigeration, you don't have to cook it to enjoy it, you'll never have to feed it, change it, wipe its nose or walk it.**
- 6. Because I am worth it.**
- 7. Like dust, it's good for protecting previously empty spaces in the house. Like the ironing board, the laundry basket and the dining room table.**
- 8. It's not immoral, illegal or fattening. It calms the nerves, gratifies the soul, and makes me feel good.**
- 9. Because it is on sale**
- 10. Buy it now, before your husband retires and goes with you on all your shopping expeditions.**



**This gorgeous quilt recently hand quilted by our interstate member Cheryl who will contribute more about hand quilting next time.**




November 2020

Show and Tell October





November 2020








**Front and  
back.  
Check out  
the  
quilting**





November 2020



Eco Dyed  
Eucalyptus  
on wool  
and silk







Rusty pins or safety pins and broken needles can all go into this sharps container which is situated in the DPAQ library room.

## Charity Quilts

This quilt made by Annie has been donated to the Cancer Council of Australia. It will be raffled at their annual dinner later this month.







## Social Media

You might be interested in checking these two websites:

**[www.joecunninghamquilts.com](http://www.joecunninghamquilts.com)**



**[lisawaltonartist.com](http://lisawaltonartist.com) (offering online live workshops)**



## Recipe for November

Chick Pea, mushroom and spinach curry - A vegan recipe

### Ingredients

1/3 cup of vegetable oil  
1 teaspoon cumin seeds  
1 stick cinnamon broken  
1 large onion finely diced  
4 cloves garlic, crushed  
250 grams small mushrooms cut in 3mm slices  
400 gram can diced tomatoes  
1 tablespoon ground cumin  
2 teaspoons ground coriander  
2 teaspoons ground turmeric  
1/4 teaspoon dried chilli flakes (to taste)  
2x400 gram cans chick peas, rinse, drained  
1 bunch coriander chopped  
100 grams baby spinach or rocket leaves  
nan bread to serve (optional)



1. Heat oil in a large frying pan over high heat. Cook cumin seeds and cinnamon for 30 seconds, stirring until fragrant. Add mushrooms; cook until wilted. Stir through tomatoe and spices.
2. Simmer for ten minutes, stirring occasionally.,stir through chick peas and coriander, season with salt and black pepper. Simmer 10 minutes longer . Stir through spinach until wilted. Remove cinnamon before serving.



**Pin cushion fun**



## Saturdays at 96A

Christmas Club - 2nd Saturday of each month

Coordinators Deb Selter and Belinda Shaw

Saturday Stitches - 3rd Saturday of each month. Sewing activity demonstrated by a volunteer, see Snippets for details.

Coordinators Jill Adams and Christine Garrett

Please email  
darwinpatchworker@gmail.com  
for more details.

## Visitors welcome

Non Darwin Residential visitors are welcome to participate in sewing days (excluding workshops) for a fee of \$5 a day.

Visitors will be required to sign in with their contact details.

Please follow Covid19 protocols regarding, cleaning, kitchen, food preparation and social distancing



Kristina Hower

What has this to do with quilting? DPAQ Christmas Club members got to try this yummy ice cream at there monthly gathering.

Admin · 10 October at 1:41 pm · 📷

Just wanted to show everyone what they missed out on for Morning Tea today! Thank you **Rob Susan** 🍦



Barabara from DPAQ's beginner class catching up on her samples






# COMMITTEE MEMBERS AND ROLES

Stacey Henderson	President, Workshops 2020, 96A Liaison
Tania Ray	Vice President, Membership Officer, Junior Quilter
Annie Radomski	Secretary
Deb Perkins	Treasurer
Lillian Furre	Hospitality, Assets and Key Register
Alison McShanag	Snippets Editor
Christine Garrett	Saturday Stitches, Purchase Officer
Tip Wade	Social Media Officer
Kathi Lague	Public Officer, Bookkeeper
Elaine Castles	Charity Quilts
Jenny Molloy	Librarian
Di Howard	

Please send any questions for the committee to  
[darwinpatchworker@gmail.com](mailto:darwinpatchworker@gmail.com)



## General Information

ABN:  
774 081 061 533  
(not registered for GST)

### Bank Account

BSB: 015 896  
Acct: 258685721

### Advertising Rates

Free for Sponsors.  
1 free ad per year for  
members.  
All others:  
1/4 page \$20  
1/0 page \$40

### Quilt Appraisal Service

0419 416 712  
Cost: \$15 Members  
\$40 Non-Members  
\$30 Fast Track (Members  
Only)

### Online/ Social Media

Support  
Tip Wade  
Alison Brown

### Charity Quilts

Elaine Castles

### Library

Jenny Molloy

### Archivists

Beverley Lee, Jenny  
Armour,

### Tropical Retreat

May Long Weekend  
Annie Radomski, Belinda  
Shaw, Debbie Selter, Judy  
O'Callaghan



## OUR SPONSORS

GENEROUSLY PROVIDE THE FOLLOWING DISCOUNTS

### All Art Framing Pty Ltd- 15%

U3 74 Dick Ward Drive, Coconut Grove.

Ph: 8985 5166


[sales@arthangingsystems.com.au](mailto:sales@arthangingsystems.com.au)

### Dragonfly Fabrics - 10%

Shop 2&3, 53 Alawa Cres, Alawa

Ph: 8948 0691

[dragonfabrice@bigpond.com](mailto:dragonfabrice@bigpond.com)



### Jackson's Art Supplies - 10%\*

7 Parap Place, Parap

Ph: 8981 2779

[darwin@jacksons.com.au](mailto:darwin@jacksons.com.au)

\*\$10 minimum purchase with a discount card obtained from DPAQ Committee

### Janome Sewing Centre - 10%

U50, 12 Charlton Court, Winnellie

Ph: 8941 0088

[janome.darwin@bigpond.com](mailto:janome.darwin@bigpond.com)

### The NT General Store - 10%

42 Cavanagh St, Darwin

Ph: 8981 842

[ntgs@bigpond.com](mailto:ntgs@bigpond.com)

### Lenore Dembski

### Paperbark Woman - 5%

Shop 13, Arafura Plaza,

24 Cavanagh St, Darwin

Ph: 8941 7142

[paperbarkwoman@bigpond.com](mailto:paperbarkwoman@bigpond.com)